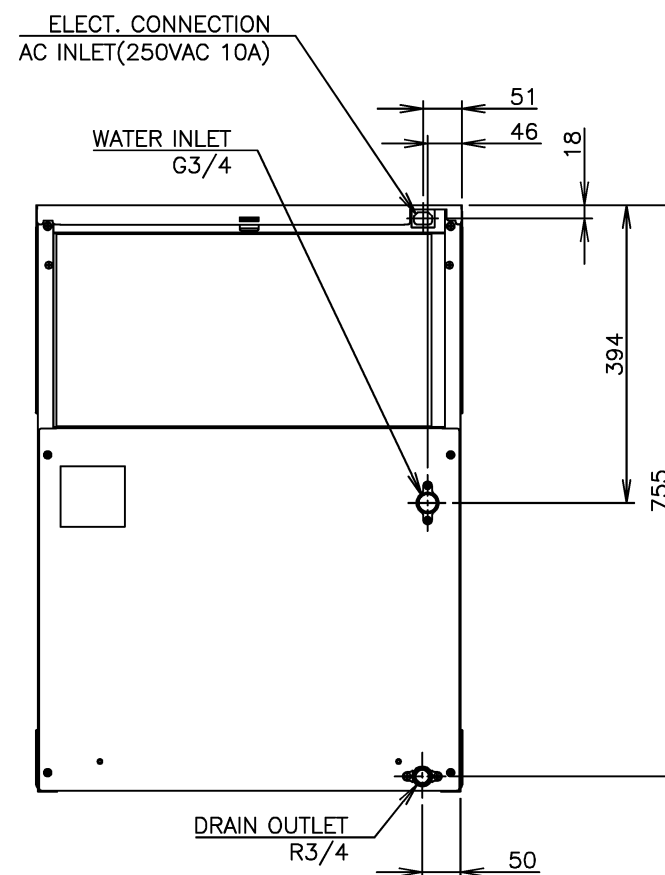
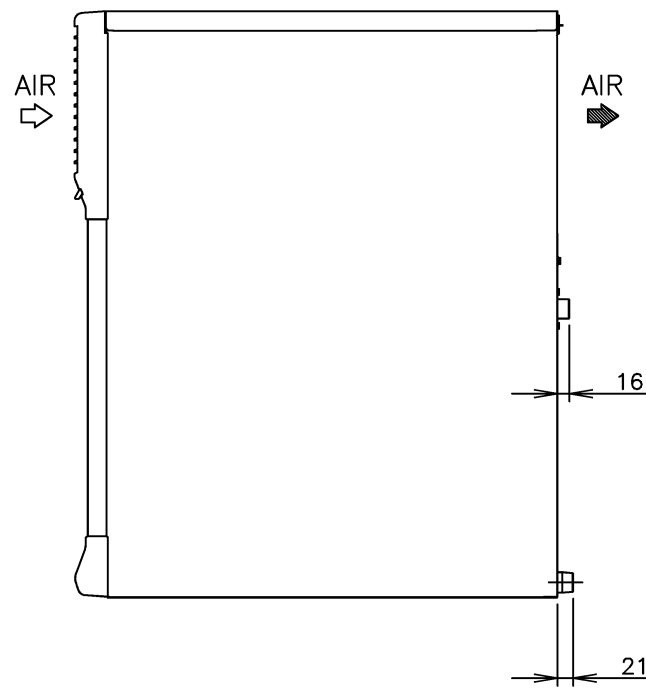
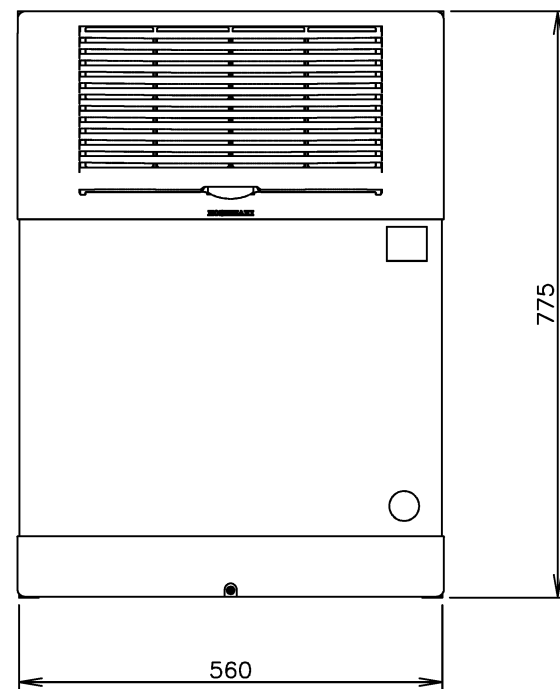
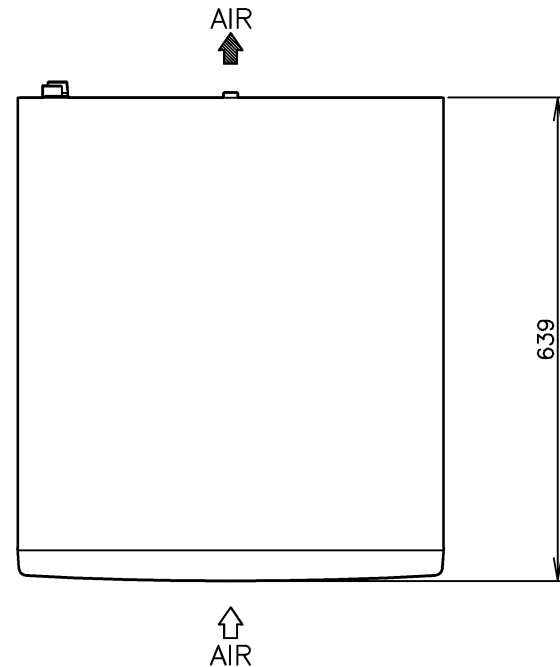


1. Install the product properly in accordance with the instructions on location, water supply/drain connections and electrical connections stated in the instruction and installation manuals provided. Allow 10mm extra space at the installation site to meet any installation requirements (additional spacing is also required for proper air flow and pipe connections).
2. The ice production depends on the ambient and water temperatures. Refer to the instruction manual.
3. Product Code: M028,M028-C101.

ITEM	Hoshizaki Cube Ice Maker	
MODEL	IM-220AB	
POWER SUPPLY	1 Phase 220-240V 50Hz Capacity: Min. 2.4kVA(10.0A)	
AMPERAGE	Running: 5.3A Rated Motor: 5.3A Starting: 38A	
ELECTRIC CONSUMPTION	Rated Motor: 950W (Power factor: 76%)	
ICE PRODUCTION PER 24h	Approx. 190kg(5mm)/220kg(15mm) (AT.10°C, WT.10°C) Approx. 180kg(5mm)/200kg(15mm) (AT.21°C, WT.15°C) Approx. 160kg(5mm)/175kg(15mm) (AT.32°C, WT.21°C)	
WATER CONSUMPTION PER 24h	Approx. 0.62m <sup>3</sup> (AT.10°C, WT.10°C) Approx. 0.31m <sup>3</sup> (AT.21°C, WT.15°C) Approx. 0.27m <sup>3</sup> (AT.32°C, WT.21°C)	
SHAPE OF ICE	Cube Approx. 28×28×32mm	
FREEZE CYCLE TIME	Approx. 23min(5mm) (AT.21°C, WT.15°C)	
ICE PRODUCTION PER CYCLE	Approx. 3.2kg/140pcs. (AT.21°C WT.15°C)	
DIMENSIONS	560mm(W)×639mm(D)×775mm(H)	
EXTERIOR	Stainless Steel	
INSULATION	Polyurethane Foam	
INSULATION FOAM BLOWING AGENT	N/A	
CONNECTIONS - ELECTRIC	X-Type Connection	
CONNECTIONS-WATER SUPPLY	Inlet G3/4 (connected at rear side)	
CONNECTIONS-DRAIN	Outlet R3/4 (connected at rear side)	
ICE MAKING SYSTEM	Cell type	
HARVESTING SYSTEM	Hot Gas Defrost	
COMPRESSOR	Hermetic	
CONDENSER	Air-cooled, Fin and Tube type	
HEAT REJECTION	2250W(1936kcal/h) (AT.32°C, WT.21°C)	
EVAPORATOR	Tin-plated Copper Tube on Sheet and Cells	
REFRIGERANT CONTROL	Thermostatic Expansion Valve	
REFRIGERANT CHARGE	R404A/500g	
ICE MAKING CONTROL SYSTEM	Thermistor, Timer	Controller Board
HARVESTING CONTROL SYSTEM	Thermistor	
BIN CONTROL SYSTEM	Microswitch with Time Delay	
ICE MAKING WATER CONTROL SYSTEM	Timer, Water Pan's movement	
ELECTRICAL PROTECTION	Class I Appliance, 5A Fuse	
COMPRESSOR PROTECTION	Auto-reset Overload Protector (Internal)	
ICE MAKER PROTECTION	Interlock by Controller Board	
WEIGHT	Net weight 69kg/Gross weight 76kg	
PACKAGE	Carton 644mm(W)×728mm(D)×878mm(H)	
ACCESSORIES	Installation Kit	
OPERATING CONDITIONS	Ambient Temp.: 1 - 40°C, Water Supply Temp.: 5-35°C Water Supply Pressure: 0.7-7.8bar(0.07-0.78MPa),Voltage Range: Rated Voltage±6%	

\* We reserve the right to make changes in specifications and design without prior notice.  
\* M028-C101 Add power supply cord for China.



# HOSHIZAKI CUBE ICE MAKER IM-220AB

APPROVED KUROYANAGI	CHECKED QYL	DESIGNED WANGXIN	DRAWN WANGXIN	SCALE 1/10	TRIGONOMETRY
* APPROVED	* DESIGNED	* SYMBOL	* DATE	DATE 2022.07.13	DRAWING NO. D34090
			SYMBOL *		